


KINDERGARTEN ROUNDUP

*Cheri Dolloff, RN, BSN
Frontier's School Nurse*



OVERVIEW


- Immunization Records
- Forms for Nurse's Office
- Procedures
- When should you keep your child home
- PE Excuses
- Emergency Contacts
- Medications at school



IMMUNIZATION RECORDS

What is Mandatory for Kindergarten?

- DTaP 5 doses
- OPV/IPV 4 doses
- Hep B 3 doses
- MMR 2 doses
- Varicella 1 dose



FORMS

- Asthma Action Plan
 - MDI or Nebulizer
- Allergy Action Plan
 - Epi-pens or Benadryl
- Medication Form




Procedures

- Headaches
- Stomachaches
- Injuries
- Head Injuries
- Change of Clothes
- PE Excuses
- Emergencies and contact phone numbers
- Medications



HEADACHES



1. Temperature Taken
2. Water Given (to hydrate)
3. Rest
4. Ice Pack (If Needed)
5. If Student Returns - Call Parents and discuss alternatives
6. If Headaches are constant - Refer to student's pediatrician




Stomachaches

1. Temperature Taken
 - If above 100° F - Call parents for pick up
 - If below 100° F - Call parents to discuss
2. Ask questions (Did you eat breakfast? Etc.)
 - If no breakfast send them for breakfast or give them crackers
3. Give crackers if nauseated
4. Give small cup of water
5. Rest (10 minutes)




Injuries



- Clean and/or Bandage
 - If needed antibiotic ointment
 - Ice if needed
 - Call parents if needed
- If Major Injury (ex. Broken Bones)
 - Nurse will assess
 - Call Parents
 - Call EMS if needed



Head Injuries



- Bumped heads with another student
- Hit in head with ball
- Bumped head on shelf

VS.


- Hit head on concrete/floor/wall
 - Has a bump/cut/bruise
 - Head Injury form sent home
 - Parent notified



Change Of Clothing

Please Have A Spare Change Of Clothes

- Keep change of clothes in backpack
- Student can use classroom bathroom to change and wash up. Student should place dirty clothes in plastic bag to take home.
 - If medically necessary student may come to nurse's office for assistance.




When Should You Keep Your Child Home



- Fever over 100° F
 - Student needs to be fever free for 24 hours without the aid of a fever reducer (Tylenol/Motrin)
- Vomiting (throwing up) & Diarrhea
 - If student throws up at home they must stay home for 24 hours after the last time they threw up or had diarrhea
- Difficulty breathing or a hard/productive cough
- Mucus or pus drainage from eyes or nose
- Sore Throat with fever or swollen glands
- Rash with fever or undiagnosed rash
- Itching persistently on the body or scalp




PE Excuses



- Parents can send a note to school
 - Good for up to 3 days
 - Send either with student or email nurse @ cdolloff@peoriaud.k12.az.us or nurse assistant @ AmSchutte@peoriaud.k12.az.us
- Doctor notes
 - For as long as directed
- Nurses Pass
 - Good for 1 day only



Emergency Contacts



- Keep nurse's office up to date.
 - Work, Cell, or Home Phone.
- Give office a second emergency number in case we cannot contact you.



Medications

- If your child needs medication, the best practice is for you to give it at home.
- If your student needs the medication during school hours, we must have a medication form on file with the medication.
 - Please be aware of expiration dates
 - Please bring the box with the medication label
 - If possible ask your pharmacist to print a second label for school.
- Field Trips
 - Inhalers, Epi-pens, Benadryl & daily medication will go on all field trips in the teachers bag
 - Regular medication will be given before student's leave for the field trip or after they return if at all possible.



Thank you Very Much
Any Questions???

*Nurse Cheri
&
Amy*

